
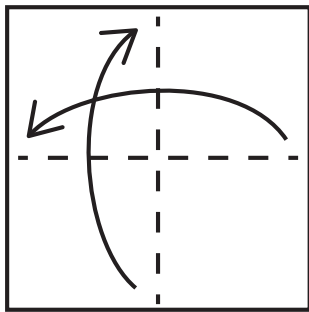


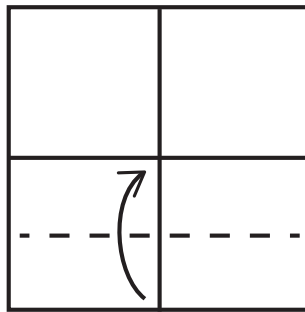
Origami Heart Instruction Sheet Provided by ...



1. Fold horizontal and vertical, then unfold to create guidelines.



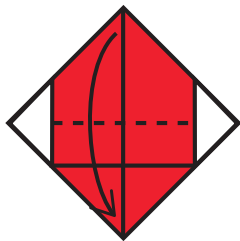
2. Fold bottom edge to centre.



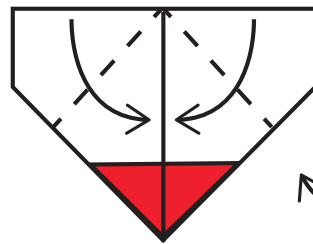
front



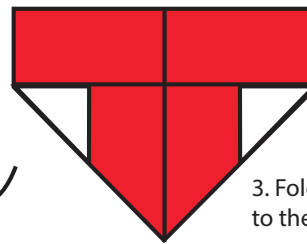
back



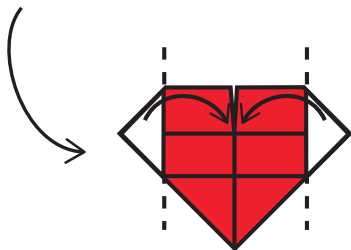
5. Fold top flap down to bottom without folding the triangles on the side.



4. fold top flaps to centre vertical line.



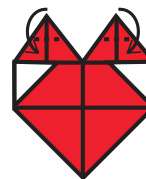
3. Fold bottom edge flaps to the centre vertical line




6. Fold edge triangles along their inner edge.



7. Fold top corners down to edge made by the top flap fold.



8. Fold down the top tips.



Done!!